

Trident^ψgrid QUICK-RELEASE GRID SYSTEM



Trident Quick-Release is a revolutionary product - the first of its kind in Australia! Both main and cross tees have a unique clip that allows disassembly and reassembly with no damage to the sections.


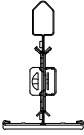
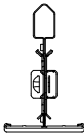

APPLICATIONS:

- Offices
- Conference rooms
- Classrooms
- Hospitality & retail areas
- Clinics

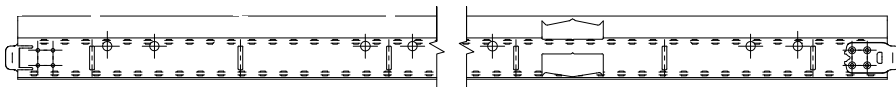
SHORT SPECIFICATION

Suspended ceiling shall comprise NCS Trident Quick-Release steel two-way exposed grid system, 24mm face in white. All NCS grid materials meet the requirements of the Australian Standard AS/NZS 2785:2020 Suspended Ceilings Design and Installation.

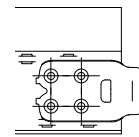
24mm STANDARD SYSTEM

SECTION	PART	CONNECTION	BOX QTY	COLOUR	DIMENSIONS	LENGTH	PIECES / 100m ²	ITEM NO.
	Main tee	Bulb-to-bulb	20	White	24 × 43mm	3600mm	23	NQMT36-24-W
				Black				NQMT36-24-B
	Cross tee	High grade steel stab	60	White	24 × 38mm	1200mm	136	NQCT12-24-W
				Black				NQCT12-24-B
	Cross tee	High grade steel stab	60	White	24 × 35mm	600mm	136	NQCT60-24-W
				Black				NQCT60-24-B
	Wall angle		30	White	32 × 19mm	3600mm	Varies	NTWA36-W
				Black				NTWA36-B

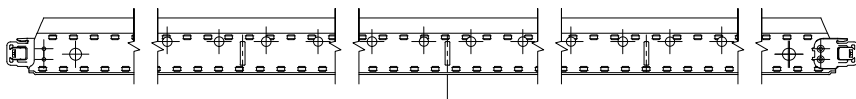
MAIN TEE



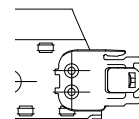
HOOK



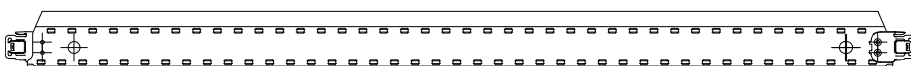
CROSS TEE 1200



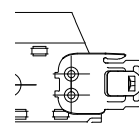
SS TAB



CROSS TEE 600



SS TAB



CLEANING RECOMMENDATIONS

Use a clean cloth, dampened with water or a mild detergent. Profiles can be removed for cleaning and maintenance, and damaged profiles can be replaced.

FIRE REACTION

Class A1 according to EN13501-1.

FLEXION RESISTANCE

Maximum span 1200mm - Class 1.

MATERIAL

Hook - stainless steel.

Main and cross tees - galvanised steel.

FINISHING

Baked white polyester paint finish to face.

MAXIMUM LOAD

Refer "Suspension Specifications" page


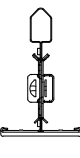
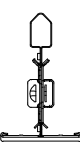
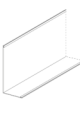
MAXIMUM DEFLECTION

L / 360 (1200mm hanger spacings)

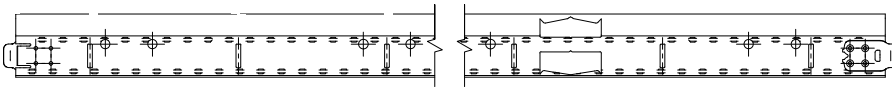
COMPLIANCE

This system is compliant with the AS/ NZS 2785:2020 Suspended Ceiling Code.

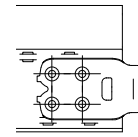
15mm STANDARD SYSTEM

SECTION	PART	CONNECTION	BOX QTY	COLOUR	DIMENSIONS	LENGTH	PIECES / 100m ²	ITEM NO.
	Main tee	Bulb-to-bulb	20	White	15 × 43mm	3600mm	23	NQMT36-15-W
				Black				NQMT36-15-B
	Cross tee	High grade steel stab	60	White	15 × 38mm	1200mm	136	NQCT12-15-W
				Black				NQCT12-15-B
	Cross tee	High grade steel stab	60	White	15 × 35mm	600mm	136	NQCT60-15-W
				Black				NQCT60-15-B
	Wall angle		30	White	32 × 19mm	3600mm	Varies	NTWA36-W
				Black				NTWA36-B

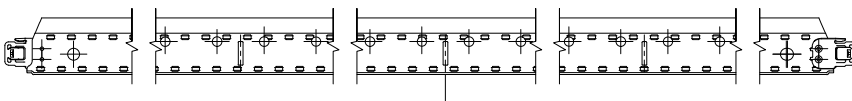
MAIN TEE



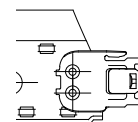
HOOK



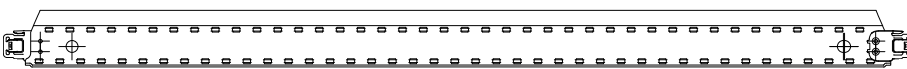
CROSS TEE 1200



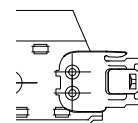
SS TAB



CROSS TEE 600



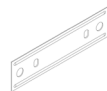
SS TAB



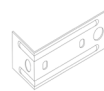
ACCESSORIES



N21
Hanging rod 3600mm



N74
Rod bracket



N47
Rod bracket 90°



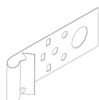
N54
Rod joiner



TFE06
Tie wire anchor



1027
Ceiling bracket assembly



VF1
Purlin clip



2424
Suspension hanger

SUSPENSION SPECIFICATIONS

MAIN TEE TO MAIN TEE FIXING AND PANEL DIRECTION

× Hanger spacings 1200mm

PANEL 1200 × 600 MODULE 1200 × 1200 MAX PANEL WGT (24) 21.2kg MAX PANEL WGT (15) 21.2kg	PANEL 600 × 600 MODULE 1200 × 1200 MAX PANEL WGT (24) 14.0kg MAX PANEL WGT (15) 13.9kg	PANEL 1200 × 300 MODULE 1200 × 600 MAX PANEL WGT (24) 17.4kg MAX PANEL WGT (15) 24.9kg	PANEL 600 × 600 MODULE 1200 × 600 MAX PANEL WGT (24) 14.0kg MAX PANEL WGT (15) 13.9kg

CROSS TEE TO CROSS TEE FIXING AND PANEL DIRECTION

× Hanger spacings 1200mm

PANEL 1200 × 600 MODULE 1200 × 1200 MAX PANEL WGT (24) 10.6kg MAX PANEL WGT (15) -	PANEL 600 × 600 MODULE 1200 × 1200 MAX PANEL WGT (24) 10.6kg MAX PANEL WGT (15) -	PANEL 1200 × 300 MODULE 1200 × 1200 MAX PANEL WGT (24) 17.4kg MAX PANEL WGT (15) -	PANEL 600 × 600 MODULE 600 × 600 MAX PANEL WGT (24) 37.5kg MAX PANEL WGT (15) 37.3kg

LOAD SPECIFICATIONS

Main tees: 1200mm centres

1200 tees: 600mm centres

Main tee hanger spacing: 1200mm centres

Specification details are based on an approximate panel weight of 4.8kg/m², 1200mm hanger spacings, deflection less than or equal to L / 360, and the entire system installed according to the specifications in AS/NZS 2785:2020 Suspended Ceilings Design and Installation.