



PINNACLE™

ACOUSTICAL CEILING PANELS



A high-performance fleece-faced acoustic ceiling panel that provides exceptional sound absorption and attenuation. With RH99 humidity resistance, the Pinnacle is an excellent solution for improving acoustics within a space.

APPLICATIONS:

- Offices
- Conference rooms
- Classrooms
- Medical centres



GROUP 1



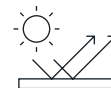
RH 99



CLEANABLE



ANTI-MOULD



LRV 0.89






69% RECYCLED

SHORT SPECIFICATION

Ceiling shall comprise NCS Pinnacle™ acoustical ceiling panels with NCS GT Ultimate™ 24mm steel exposed grid including wall trim as manufactured for NCS.

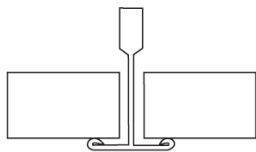
Panels shall have NRC 0.70, CAC 35, nominal size 1200 x 600 x 19mm, square (SQ) edge detail.

TECHNICAL INFORMATION

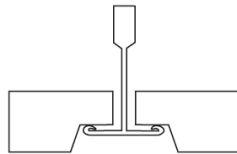
EDGE	PANEL SIZE	ITEM NO.	NRC	CAC	LR	COLOUR	GRID	VOC EMISSIONS	RECYCLED CONTENT
SQ 	600 x 600 x 19mm	NP6060S	0.70	35	0.89	White	A	Low	69%
	1200 x 600 x 19mm	NP1260S	0.70	35	0.89	White	A	Low	69%
SLT 	600 x 600 x 19mm	NP6060T24	0.70	35	0.89	White	B	Low	69%
	1200 x 600 x 19mm	NP1260T24	0.70	35	0.89	White	B	Low	69%
FLB 	600 x 600 x 19mm	NP6060T15	0.70	35	0.89	White	C	Low	69%
	1200 x 600 x 19mm	NP1260T15	0.70	35	0.89	White	C	Low	69%

GRID PROFILE OPTIONS

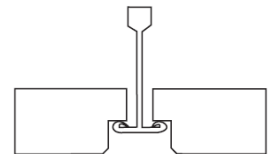
A



B



C



WEIGHT

5.0 - 5.3kg/m²

ENVIRONMENTAL LIMITATIONS

49°C, 99% RH max.

THERMAL RESISTANCE

R 0.39 (m²K)/W

MAXIMUM BACKLOADING

0 kg/m²

MAINTENANCE

Can be cleaned easily with a soft brush or vacuum.

INSTALLATION

Do not begin installing until the building is fully enclosed, dry and watertight; and suitable permanent heating and cooling equipment is in operation. Ensure residual moisture from wet trades has been removed, and the area is free of fumes. Do not mix batches in a continuous area.

PROPRIETARY TECHNOLOGY

This product's combination of sag resistance and acoustic performance results from proprietary technology.

FIRE RATING

Group 1 material.

CLEANING RECOMMENDATIONS

To clean, use a clean cloth, dampened with water or a mild detergent. Wipe surface. To disinfect, spray lightly with a disinfectant solution and wipe clean with a clean cloth. Suitable disinfectants include:

- Hydrogen peroxide
- Isopropyl alcohol
- Quaternary ammonium
- Sodium hypochlorite